

LOOKOUT PLATFORM




1.1

Opportunity to maximise the potential of synthetic timber (modwood) and other suitable materials to create or etch patterns within the surface of the lookout platform.

In collaboration with Traditional Owners, the pattern could reflect a motif that signifies the cultural history of the space.



1.2




1.3

PATH TREATMENTS



2.1



2.2

Utilising different surface treatments and finishes to break up the path network, grounding the paths into their proposed surrounds. Finishes could be symbolic of the Bacchus Marsh contingent serving in Papua New Guinea.

Using accessible materials, such as concrete, around key features, there is also an opportunity to capitalise on the site's topography and include a permeable paving such as local toppings.



2.3



2.4

TERRACED STEPS

Proposing a mix of man-made and natural materials to create different levels of seating; while providing an important pedestrian connection.

Utilising natural materials like boulders will help to ground the terraces into the adjacent planting and be a playful element for all visitors.




3.2



3.1


PLAYSPACE & NATURE PLAY



4.1



4.2



4.3

Adding a simple combination of materials with a colour palette that complements the site's character and heritage.

Incorporating creative shapes, textures and colours within the surface finishes to create an added feature within the space

PRECEDENT IMAGES MATERIALS PALETTE

TOILET & AMENITIES BLOCK

1.1

Opportunity to incorporate local artwork into the toilet/amenities block. This could be symbolic of the Darley Training Camp Recruits and add to the historic narrative of the site.



1.4

1.2



1.3



SHELTER

3.1

Providing a shelter that creates a shaded space for playspace and reserve visitors to enjoy and explore.

There is an opportunity to add an artistic element through the shade screen perforations.



3.3



3.2



PARK FURNITURE

Opportunity to continue the heritage theme throughout the site with the style, colours, and finishes of the park furniture.

Where possible, accessible models will be included to create an inclusive space for everyone to enjoy alongside each other.

2.1



2.2



2.3



2.4

PLAY EQUIPMENT

4.1



4.2



4.3



4.4



Providing a playspace that caters for a wide-range of users in an inclusive way. Through the use of different materials and colours, the equipment could be used to complement the existing natural and historic features of the site.

PRECEDENT IMAGES FURNITURE & EQUIPMENT